



**POLO QUEEN INDUSTRIAL AND FINTECH LIMITED**

Regd. Office : 303/4/5, A-Z Industrial Premises, G.K.Marg, Lower Parel, Mumbai-400 013

From the house of



UNAUDITED FINANCIAL RESULTS FOR THE HALF YEAR AND QUARTER ENDED 30th September 2014

(Rs. In Lacs)

	PARTICULARS	3 months	Previous	Corresponding	Year to Date	Year to Date	Previous
		Ended	3 Months	3 months in	Figures for	Figures for	Accounting
		30-Sep-14	ended	the Previous	the Current	the Previous	Year
			30-Jun-14	Year	Period	Period	Audited
				30-Sep-13	30-Sep-14	30-Sep-13	31-Mar-14
1	a.Net Sales/ Income from Operations	912.34	590.78	444.24	1503.12	698.57	4363.95
	b.Other Operating Income	0.00	0.00	0.00	0.00	0.00	0.00
	<b>Total Income from Operations</b>	<b>912.34</b>	<b>590.78</b>	<b>444.24</b>	<b>1503.12</b>	<b>698.57</b>	<b>4363.95</b>
2	Total Expenditure :						
	a. Cost of material consumed	0.00	15.33	0.00	15.33	5.74	29.08
	b. Purchase of Stock in Trade	549.66	465.05	187.04	1014.71	316.26	3975.75
	c. Changes in inventories of finished goods, work-in-progress & stock-in-trade	250.13	16.98	141.56	267.11	168.63	(105.32)
	d. Employee Cost	27.38	22.66	26.56	50.04	47.59	107.99
	e. Depreciation	1.36	1.21	1.12	2.57	1.80	4.24
	f. Other Expenditure	101.50	78.44	72.00	179.94	124.47	267.89
	<b>Total Expenses</b>	<b>930.03</b>	<b>599.67</b>	<b>428.28</b>	<b>1529.71</b>	<b>664.49</b>	<b>4279.64</b>
3	<b>Profit/(Loss) from Operations before Other Income, Finance costs and Exceptional items (1-2)</b>	<b>(17.70)</b>	<b>(8.89)</b>	<b>15.96</b>	<b>(26.59)</b>	<b>34.08</b>	<b>84.31</b>
4	Other Income	0.61	0.77	2.94	1.38	3.52	8.07
5	<b>Profit/(Loss) before Finance costs and Exceptional Items (3+4)</b>	<b>(17.08)</b>	<b>(8.12)</b>	<b>18.90</b>	<b>(25.21)</b>	<b>37.60</b>	<b>92.38</b>
6	Finance costs	27.99	32.21	15.58	60.20	31.37	77.51
7	<b>Profit/(Loss) from ordinary activities after finance cost but before Exceptional Items ) (5-6)</b>	<b>(45.08)</b>	<b>(40.33)</b>	<b>3.32</b>	<b>(85.41)</b>	<b>6.23</b>	<b>14.87</b>
8	Exceptional Items	0.00	0.00	0.00	0.00	0.00	0.00
9	<b>Profit/(Loss) from Ordinary activities before tax (7+8)</b>	<b>(45.08)</b>	<b>(40.33)</b>	<b>3.32</b>	<b>(85.41)</b>	<b>6.23</b>	<b>14.87</b>
10	Tax Expense	0.00	0.00	0.00	0.00	0.00	1.50
11	<b>Net Profit/(Loss) from Ordinary activities after tax (9-10)</b>	<b>(45.08)</b>	<b>(40.33)</b>	<b>3.32</b>	<b>(85.41)</b>	<b>6.23</b>	<b>13.38</b>
12	Extraordinary items (net of tax expense)	0.00	0.00	0.00	0.00	0.00	(57.05)
13	<b>Net Profit/(Loss) for the period (11-12)</b>	<b>(45.08)</b>	<b>(40.33)</b>	<b>3.32</b>	<b>(85.41)</b>	<b>6.23</b>	<b>(43.67)</b>
14	Paid-up Equity Share Capital	100.00	100.00	100.00	100.00	100.00	100.00
15	Reserves excluding revaluation reserves as per Balance Sheet of Previous accounting year.	0.00	0.00	0.00	0.00	0.00	0.00
16	Earnings Per Share (EPS) (of Rs.10/- each)						
	i) Basic EPS	(4.51)	(4.03)	0.33	(8.54)	0.62	(4.37)
	ii) Diluted EPS	(0.07)	(0.06)	0.00	(0.13)	0.01	(0.07)

	PARTICULARS	3 months	Previous	Corresponding	Year to Date	Year to Date	Previous
		Ended	3 Months	3 months in	Figures for	Figures for	Accounting
		30-Sep-14	ended	the Previous	the Current	the Previous	Year
			30-Jun-14	Year	Period	Period	Audited
				30-Sep-13	30-Sep-14	30-Sep-13	31-Mar-14
<b>A.</b>	<b>PARTICULARS OF SHAREHOLDING</b>						
1	Public Shareholding						
	- No. of Shares	255,500	255,500	255,500	255,500	255,500	255,500
	- Percentage of Shareholding	25.55%	25.55%	25.55%	25.55%	25.55%	25.55%
2	Promoters & Promoter Group Shareholding						
	a. Pledged / Encumbered						
	- No. of Shares	0.00	0.00	0.00	0.00	0.00	0.00
	- Percentage of Shares (as a % of the total shareholding of Promoters & Promoter Group)	0.00	0.00	0.00	0.00	0.00	0.00
	- Percentage of Shares (as a % of the total Share Capital of the Company)	0.00	0.00	0.00	0.00	0.00	0.00
	b. Non - Encumbered						
	- No. of Shares	744,500	744,500	744,500	744,500	744,500	744,500
	- Percentage of Shares (as a % of the total shareholding of Promoters & Promoter Group)	100.00%	100.00%	100.00%	100.00%	100.00%	100.00%
	- Percentage of Shares (as a % of the total Share Capital of the Company)	74.45%	74.45%	74.45%	74.45%	74.45%	74.45%


B	Particulars	Pending at the beginning of the quarter	Received during the quarter	Disposed of during the quarter	Remaining unresolved at the end of the quarter
	Investor Complaints	0	0	0	0

Note: 1. Previous period's figures have been regrouped, wherever necessary, to conform to current period classification.

2. The above audited financial results were reviewed by the Audit Committee and thereafter approved by the Board of Directors at their respective meeting held on 14.11.2014. The said results have been subjected to a limited review by the Company's statutory auditors.

Place: Mumbai  
Dated: 14th November 2014

FOR POLO QUEEN INDUSTRIAL AND FINTECH LIMITED




*Umesh Agarwal*  
UMESH AGARWAL  
(DIRECTOR)

Statement of Assets and Liabilities

(Rs. in Lakhs)

Particulars	As at	As at
	30.09.2014	31.03.2014
	Unaudited	Audited
<b>A EQUITY AND LIABILITIES</b>		
<b>1 Shareholders' Funds</b>		
(a) Share Capital	100.00	100.00
(b) Share Application Money Pending Allotment	6,615.00	6,615.00
(c) Reserves and surplus	8,665.09	8,750.17
<b>Sub-total - Shareholders' Funds</b>	<b>15,380.09</b>	<b>15,465.17</b>
<b>2 Non-current liabilities</b>		
(a) Long Term borrowings	593.61	606.51
(b) Deferred tax liabilities (net)	-	-
(c) Long term provisions	-	-
<b>Sub-total - Non-current liabilities</b>	<b>593.61</b>	<b>606.51</b>
<b>3 Current liabilities</b>		
(a) Short term borrowings	345.42	333.88
(b) Trade payables	163.67	120.94
(c) Other current liabilities	20.65	64.43
(d) Short term provisions	12.76	12.76
<b>Sub-total - Current liabilities</b>	<b>542.50</b>	<b>532.01</b>
<b>TOTAL EQUITY AND LIABILITIES</b>	<b>16,516.20</b>	<b>16,603.68</b>
<b>B ASSETS</b>		
<b>1 Non-current assets</b>		
(a) Fixed assets	15,500.46	15,500.11
(b) Non current Investments	1.00	1.00
(c) Long term loans and advances	-	52.57
(d) Deferred Tax Assets	0.18	0.18
<b>Sub-total - Non-current assets</b>	<b>15,501.64</b>	<b>15,553.87</b>
<b>2 Current assets</b>		
(a) Inventories	175.60	442.72
(b) Trade receivables	720.69	521.81
(c) Cash and bank balances	3.38	21.73
(d) Short-term loans and advances	114.89	63.56
	1,014.56	1,049.82
<b>TOTAL ASSETS</b>	<b>16,516.20</b>	<b>16,603.68</b>

*[Handwritten Signature]*





N. K. JALAN & CO.  
Chartered Accountants.

2-A, Mayur Apartments,  
Dadabhai Cross Road No.3,  
Vile Parle (West),  
Mumbai - 400 056.  
Tele : 26210903/26210904.  
Mobile : 9324114104  
E-mail : nkjalan@vsnl.com

### INDEPENDENT AUDITORS' REVIEW REPORT


To,  
The Board of Directors,  
Polo Queen Industrial And Fintech Limited

We have reviewed the accompanying Statement of Standalone Unaudited Financial Results of **Polo Queen Industrial And Fintech Limited** ("the Company") for the Quarter and Half Year ended 30<sup>th</sup> September, 2014 ("the Statement"), being submitted by the Company pursuant to Clause 41 of the Listing Agreement with the Stock Exchange, except for the disclosures regarding 'Public Shareholding' and 'Promoter and Promoter Group Shareholding' referred to in paragraph 4 below. This statement is the responsibility of the Company's Management and has been approved by the Board of Directors. Our responsibility is to issue a report on the Statement based on our review.


We conducted our review of the Statement in accordance with the Standard on Review Engagement (SRE) 2410 'Review of Interim Financial Information performed by the Independent Auditor of the Entity', issued by the Institute of Chartered Accountants of India. This standard requires that we plan and perform the review to obtain moderate assurance as to whether the Statement is free of material misstatement. A review is limited primarily to inquiries of Company personnel and analytical procedures applied to financial data and thus provide less assurance than an audit. We have not performed an audit and accordingly, we do not express an audit opinion.

Based on our review conducted as stated above, nothing has come to our attention that causes us to believe that the accompanying Statement, prepared in accordance with the Accounting Standards notified under the Companies Act, 1956 (which are deemed to be applicable as per Section 133 of the Companies Act, 2013, read with Rule 7 of the Companies (Accounts) Rules, 2014) and other recognised accounting practices and policies, has not disclosed the information required to be disclosed in terms of Clause 41 of the Listing Agreement with the Stock Exchange, including the manner in which it is to be disclosed, or that it contains any material misstatement.

Further, we also report that we have traced the number of shares as well as the percentage of shareholdings in respect of the aggregate amount of public shareholding and the number of shares as well as the percentage of shares pledged / encumbered and non-encumbered in respect of the aggregate amount of promoters and promoter group shareholding in terms of Clause 35 of the Listing Agreement with the Stock Exchange and the particulars relating to investor complaints for the Quarter and Half Year ended 30<sup>th</sup> September, 2014 of the Statement, from the details furnished by the Management.



FOR N.K. JALAN & CO.  
CHARTERED ACCOUNTANTS  
FIRM NO. 104019W

  
(N.K. JALAN) PROPRIETOR  
Membership No. 011878

PLACE: MUMBAI  
DATED: 14.11.2014